


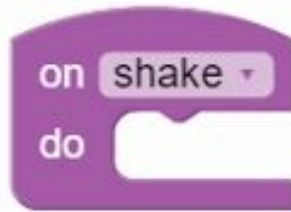
rock paper scissors activity



Welcome! This tutorial will help you create a game of rock paper scissors with the BBC micro:bit. Let's get started!

To create a new script, go to the **Create Code** (<https://www.microbit.co.uk/create-code>)_page and tap *New Project* under **Touch Develop**.

We want the BBC micro:bit to choose rock, paper, or scissors when it is shaken. Let's begin by creating an on shake condition so the micro:bit will run code when it is shaken.



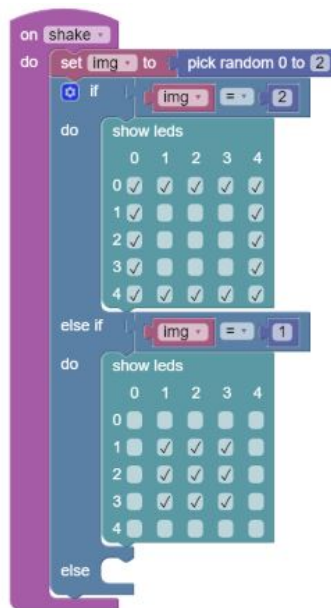
Next, create a variable and store pick random number from 0 to 2. On shake, a number will be randomly picked from 0-2. We will randomly display an image based on the random number returned.



The BBC micro:bit will look like it's showing 1 frame of the image by displaying the whole image when pick random is equal to 2. We can help the BBC micro:bit randomly decide which image to use by pick random. The BBC micro:bit will randomly pick the image to display with show LEDs and the pick random function.



The BBC micro:bit will look like it's showing 1 frame of the image by displaying the whole image when pick random is equal to 1. We can help the BBC micro:bit randomly decide which image to use by pick random. The BBC micro:bit will randomly pick the image to display with show LEDs and the pick random function.



The BBC micro:bit will look like it's showing 1 frame of the image by displaying the whole image when pick random is not equal to 2 and not equal to 1. We can help the BBC micro:bit randomly decide which image to use by pick random. The BBC micro:bit will randomly pick the image to display with show LEDs and the pick random function.

```

on shake
do
  set img to pick random 0 to 2
  if img = 2
  do
    show leds
    0 1 2 3 4
    0 ✓ ✓ ✓ ✓ ✓
    1 ✓   ✓   ✓   ✓
    2 ✓   ✓   ✓   ✓
    3 ✓   ✓   ✓   ✓
    4 ✓ ✓ ✓ ✓ ✓
  else if img = 1
  do
    show leds
    0 1 2 3 4
    0   ✓   ✓   ✓   ✓
    1 ✓ ✓   ✓   ✓   ✓
    2   ✓   ✓   ✓   ✓
    3 ✓ ✓   ✓   ✓   ✓
    4   ✓   ✓   ✓   ✓
  else
  do
    show leds
    0 1 2 3 4
    0   ✓   ✓   ✓   ✓
    1 ✓ ✓   ✓   ✓   ✓
    2   ✓   ✓   ✓   ✓
    3 ✓ ✓   ✓   ✓   ✓
    4   ✓   ✓   ✓   ✓

```



Excellent, you're ready to continue with the **[challenges](https://www.microbit.co.uk/blocks/lessons/rock-paper-scissors/challenges)** (<https://www.microbit.co.uk/blocks/lessons/rock-paper-scissors/challenges>)!